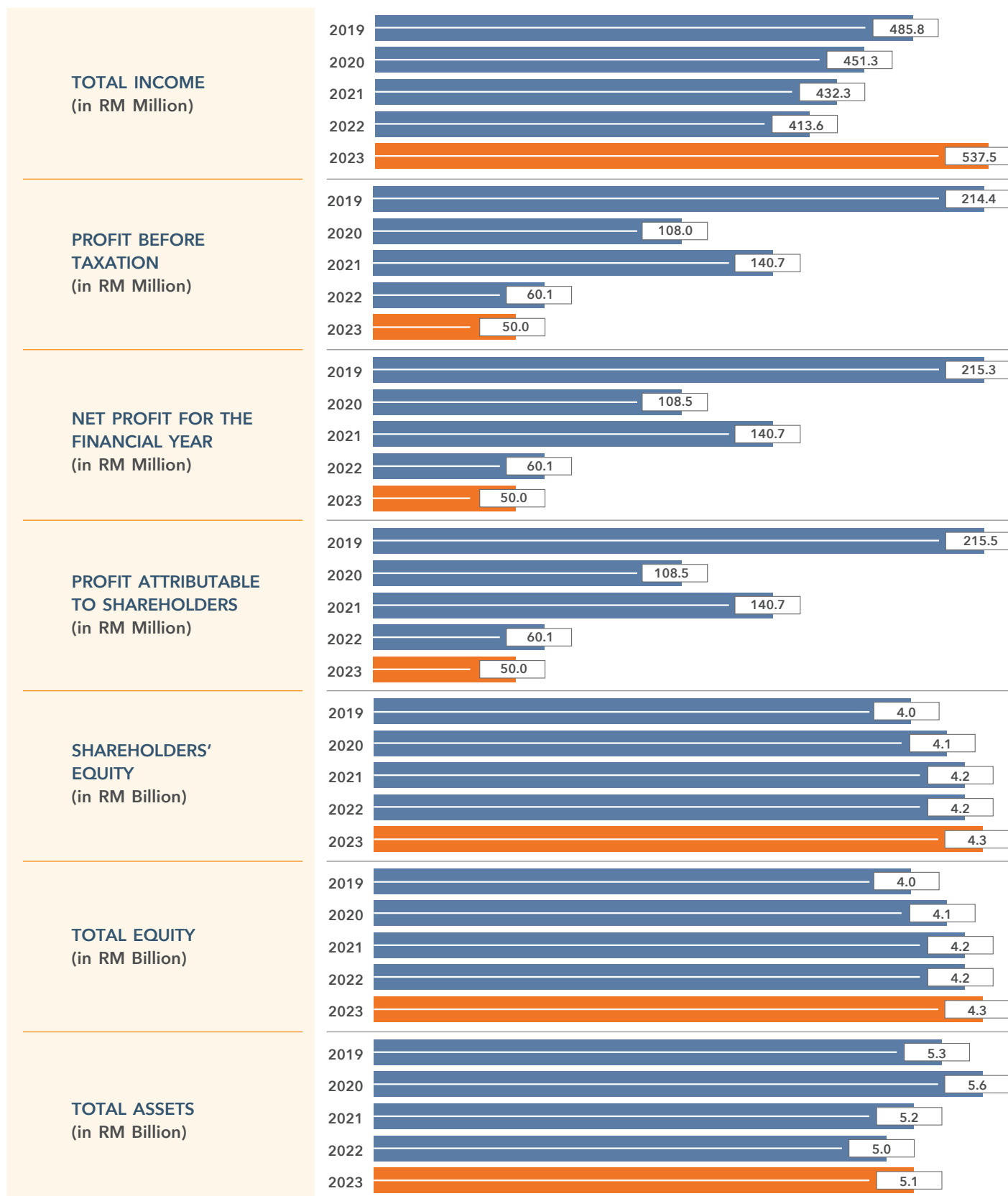


5-YEAR GROUP FINANCIAL HIGHLIGHTS

| | 2023 RM'000 | 2022 RM'000 | 2021 RM'000 | 2020 RM'000 | 2019 RM'000 |
|-------------------------------------|------------------|----------------|----------------|----------------|----------------|
| GROUP | | | | | |
| Total Income | 537,493 | 413,581* | 432,337 | 451,296 | 485,806 |
| Profit Before Taxation | 50,016 | 60,144 | 140,713 | 108,016 | 214,399 |
| Net Profit for the Financial Year | 50,016 | 60,144 | 140,713 | 108,541 | 215,339 |
| Profit Attributable to Shareholders | 50,016 | 60,144 | 140,713 | 108,541 | 215,451 |
| Shareholders' Equity | 4,340,697 | 4,211,572 | 4,200,968 | 4,145,740 | 3,993,960 |
| Total Equity | 4,340,697 | 4,211,572 | 4,200,968 | 4,145,740 | 3,995,264 |
| Total Assets | 5,108,693 | 4,958,877 | 5,194,324 | 5,612,552 | 5,344,053 |

* Inclusive of remeasurement of government loan.

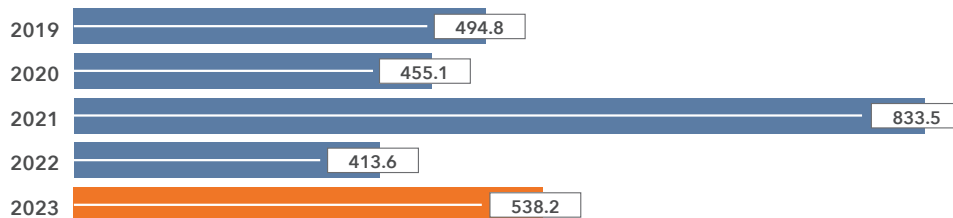


5-YEAR COMPANY FINANCIAL HIGHLIGHTS

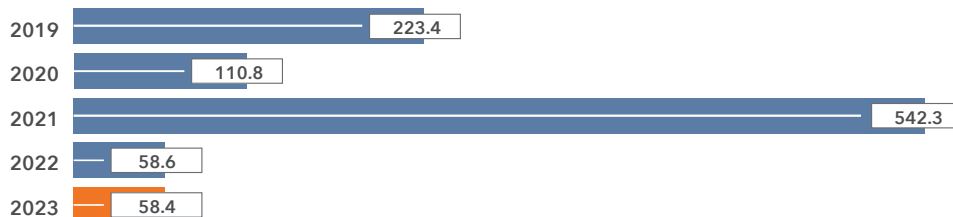
| | 2023 RM'000 | 2022 RM'000 | 2021 RM'000 | 2020 RM'000 | 2019 RM'000 |
|-------------------------------------|------------------|----------------|----------------|----------------|----------------|
| COMPANY | | | | | |
| Total Income | 538,195 | 413,581* | 833,487 | 455,106 | 494,756 |
| Profit Before Taxation | 58,354 | 58,613 | 542,306 | 110,761 | 223,358 |
| Net Profit for the Financial Year | 58,354 | 58,613 | 542,306 | 110,761 | 223,358 |
| Profit Attributable to Shareholders | 58,354 | 58,613 | 542,306 | 110,761 | 223,358 |
| Total Equity | 4,346,867 | 4,209,404 | 4,200,331 | 3,743,510 | 3,589,510 |
| Total Assets | 5,112,836 | 4,956,678 | 5,193,687 | 5,210,322 | 4,935,604 |

* Inclusive of remeasurement of government loan.

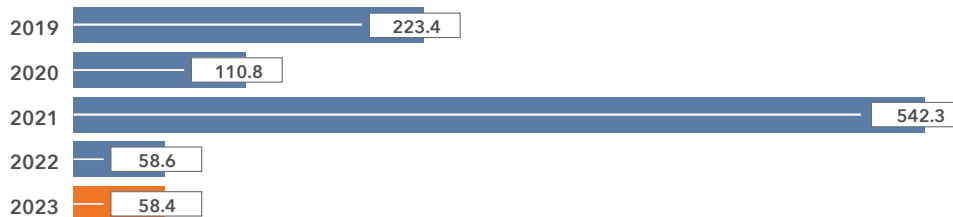
TOTAL INCOME
(in RM Million)



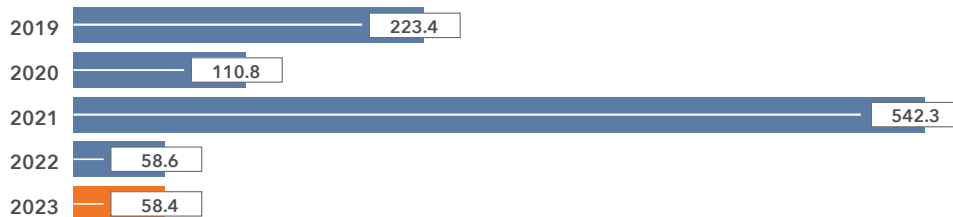
PROFIT BEFORE TAXATION
(in RM Million)



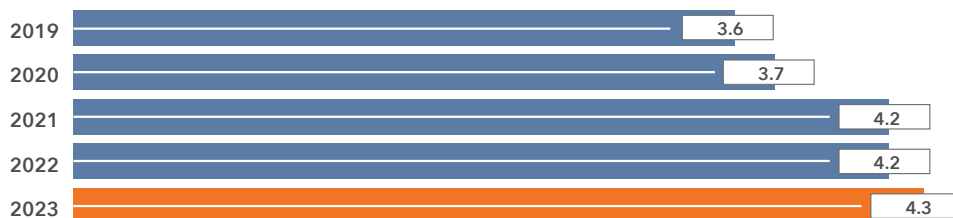
NET PROFIT FOR THE FINANCIAL YEAR
(in RM Million)



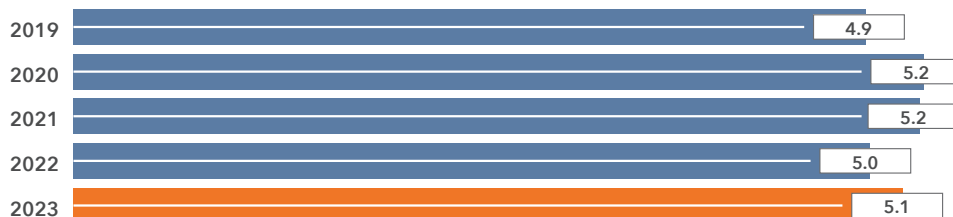
PROFIT ATTRIBUTABLE TO SHAREHOLDERS
(in RM Million)



TOTAL EQUITY
(in RM Billion)



TOTAL ASSETS
(in RM Billion)



OVERVIEW OF GUARANTEE AND FINANCING SCHEMES

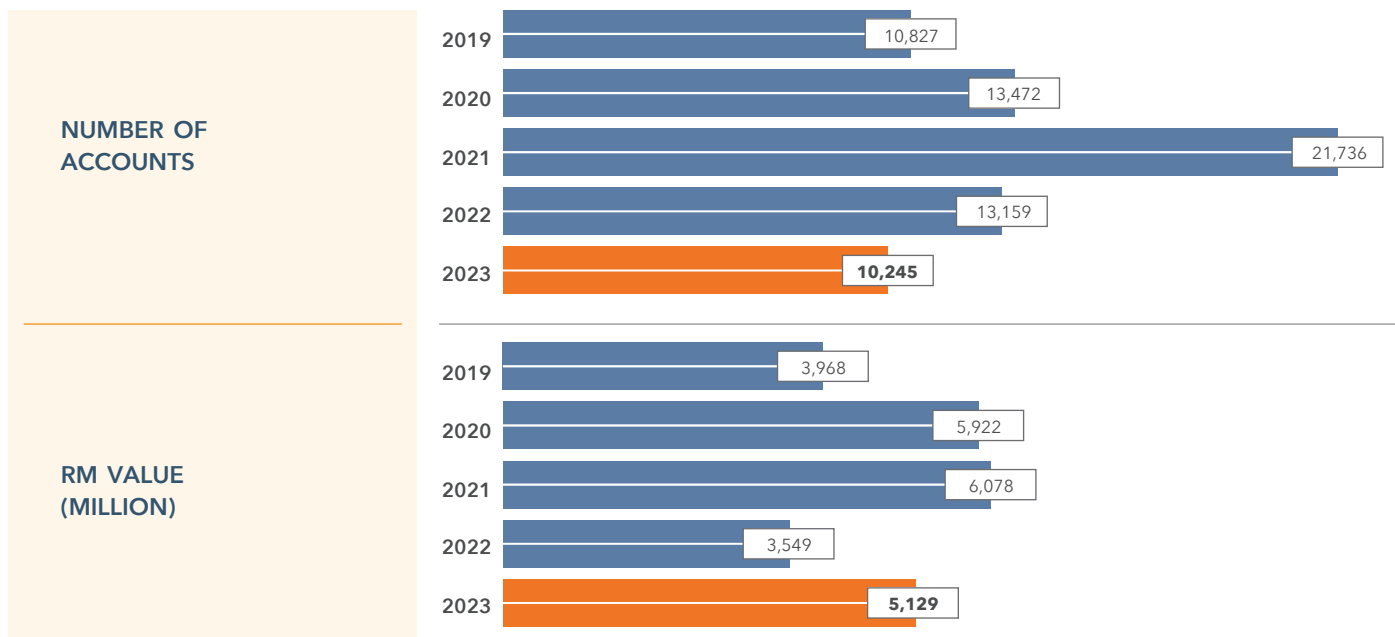
OUTREACH - APPROVALS

| | 2019 | 2020 | 2021 | 2022 | 2023 |
|--------------------|--------|--------|--------|--------|---------------|
| ANNUAL | | | | | |
| Number of Accounts | 10,827 | 13,472 | 21,736 | 13,159 | 10,245 |
| RM Value (Million) | 3,968 | 5,922 | 6,078 | 3,549 | 5,129 |

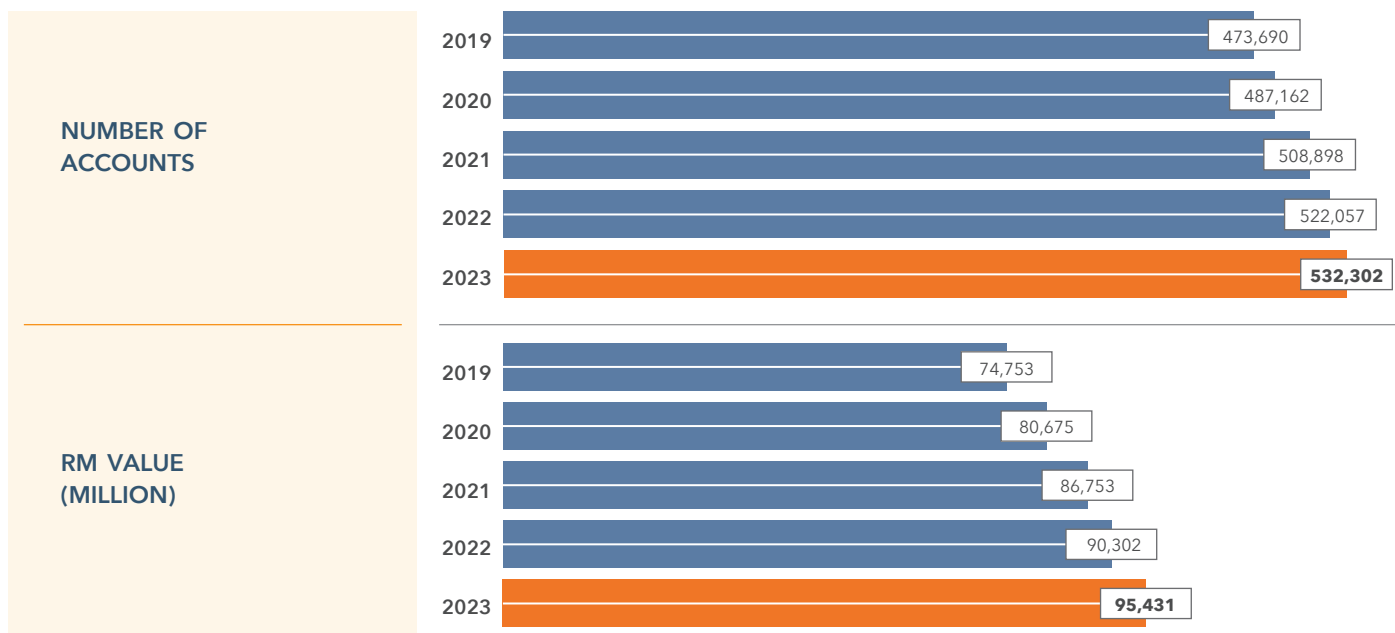
| | 2019 | 2020 | 2021 | 2022 | 2023 |
|--------------------|---------|---------|---------|---------|----------------|
| CUMULATIVE | | | | | |
| Number of Accounts | 473,690 | 487,162 | 508,898 | 522,057 | 532,302 |
| RM Value (Million) | 74,753 | 80,675 | 86,753 | 90,302 | 95,431 |

GUARANTEE AND FINANCING APPROVALS

Annual



Cumulative



SIMPLIFIED STATEMENTS OF FINANCIAL POSITION

